

Introducing the  
complete kit for  
oral fluids collection

New!

**TEGO**<sup>TM</sup>  
swine oral fluids

## Population testing and collecting oral fluids samples has never been this easy—or safe

### Simple and safe

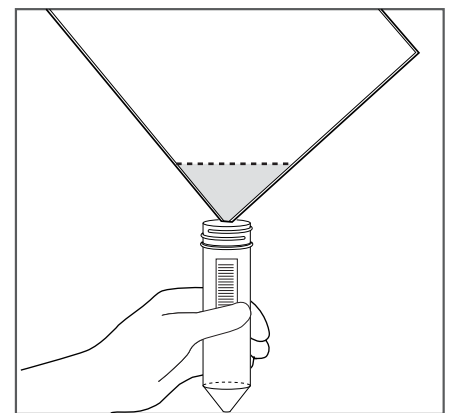
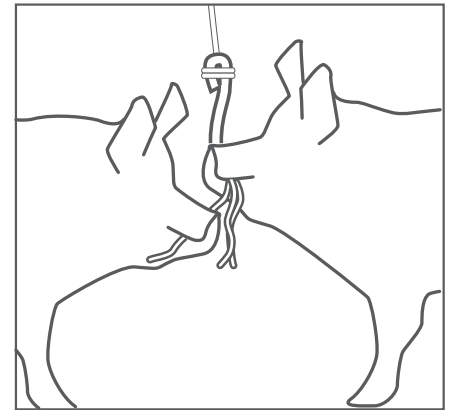
- Oral samples from pen populations are easily collected and tested from one pooled sample
- No need for scissors - specially designed collection bag has convenient tear notch
- Sample tube includes individual barcode label

### Compatible with existing lab processes

- Double-pouch bag keeps sample separated from paperwork
- Samples can be tested in the lab without further pooling
- The Oral Fluids Kit can be used for collecting samples for PRRSV and other testing

### Cost-effective and convenient

- The all-inclusive Oral Fluids Kit contains all items required to collect samples and prepare them for refrigerated packing and transportation
- Reduced staff resources required to collect and prepare samples for transport
- Please visit [www.itlanimalhealthcare.com](http://www.itlanimalhealthcare.com) for more information about using the Oral Fluids Kit for disease testing



TEGO<sup>TM</sup> products

**TEGO**<sup>TM</sup>  
swine

**TEGO**<sup>TM</sup>  
bovine

**TEGO**<sup>TM</sup>  
Card

New!

# TEGO™

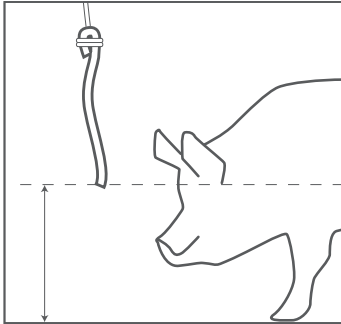
swine oral fluids

Introducing the complete kit for oral fluids collection

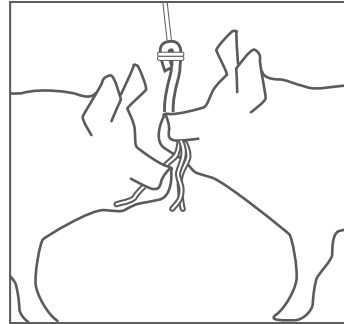
## Simplifies the process, reduces the risks

TEGO™ was developed in close consultation with U.S. laboratories, veterinarians and livestock producers worldwide.

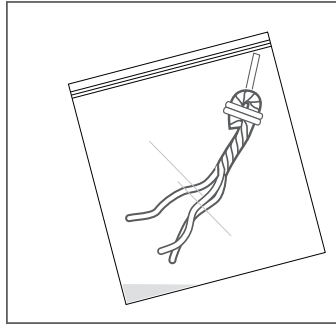
### Quick and easy



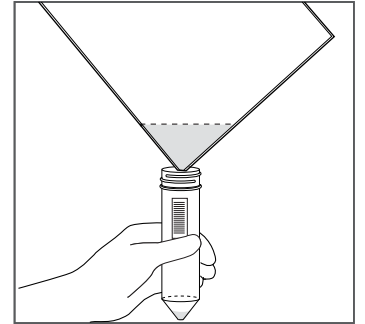
1. Hang rope in pen above the ground at pigs shoulder height. Ensure cord is securely tied.



2. Allow pigs to chew on the rope for 15-30 mins. Wearing first pair of gloves, remove rope from pen and place in large clean single pouch bag.



3. Cut rope from cord used for hanging, and seal the top bag. Squeeze the rope through the bag to extract liquid from the sodden rope.



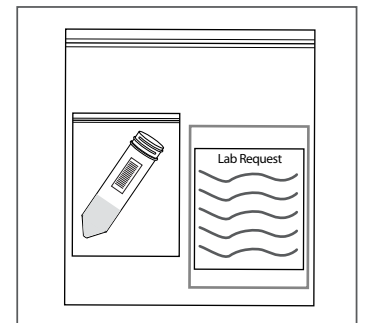
4. Wearing second pair of gloves, tear off corner of bag at perforations. Pour fluid content into sample tube and cover with lid.

#### Swine Oral Fluids Collection Kit

Product Code	Description	Qty/Pack
A100930	TEGO™ Oral Fluids Kit	1/pack

Latex Free Kit; Bleach Free Rope  
Single Use Only

[www.itlanimalhealthcare.com](http://www.itlanimalhealthcare.com)



5. Place sample tube in smaller bag and close bag. Now place into the large side of the double pouch bag. Insert the lab request form into the attached pouch. Ship sample tube refrigerated to test lab.

There's security in knowing that you're providing the most advanced care for your animals

For sales enquiries, please contact:

#### ITL Animal Healthcare

(The Americas, Europe, Japan, Korea)  
Phone: 1-888-411-2851 (US Toll Free)  
Phone: +1 (703) 435-6700  
Fax: +1 (703) 435-6717  
[sales@itlanimalhealthcare.com](mailto:sales@itlanimalhealthcare.com)

#### ITL Corporation

(Australia, NZ, Indonesia, Malaysia)  
Phone: +61 2 9209 4004  
Fax: +61 2 9319 3874  
[tego@itlcorporation.com](mailto:tego@itlcorporation.com)