

New!

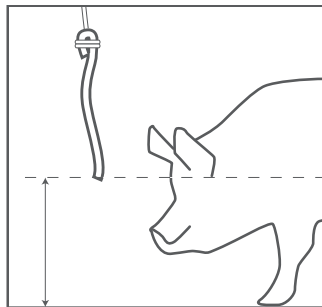
TEGO™

swine oral fluids

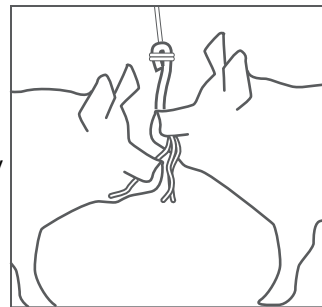


There's security in knowing that you're providing the most advanced care for your animals

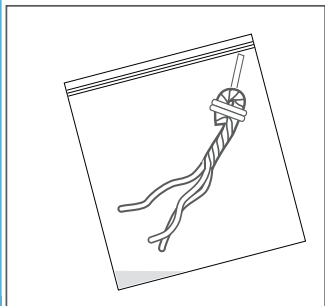
Population testing and collecting oral fluids samples has never been this easy - or safe



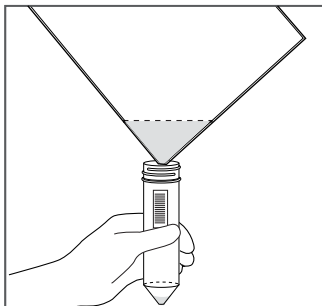
1. Hang rope in pen above the ground at pigs shoulder height. Ensure cord is securely tied.



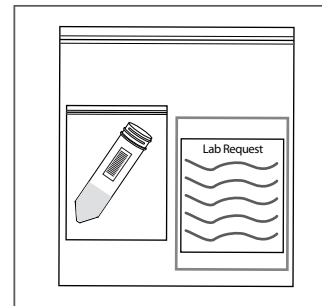
2. Allow pigs to chew on the rope for 15-30 mins. Wearing first pair of gloves, remove rope from pen and place in large clean single pouch bag.



3. Cut rope from cord used for hanging, and seal the top bag. Squeeze the rope through the bag to extract liquid from the sodden rope.



4. Wearing second pair of gloves, tear off corner of bag at perforations. Pour fluid content into sample tube and cover with lid.



5. Place sample tube in smaller bag and close. Place into the large side of double pouch bag. Insert lab request form into the attached pouch. Ship sample tube refrigerated to test lab.

New!

TEGOTM
swine oral fluids



There's security in knowing
that you're providing the most
advanced care for your animals

For sales enquiries, please contact:

ITL Animal Healthcare

(The Americas, Europe, Japan, Korea)

Phone: 1-888-411-2851 (US Toll Free)

Phone: +1 (703) 435-6700

Fax: +1 (703) 435-6717

sales@itlanimalhealthcare.com

ITL Corporation

(Australia, NZ, Indonesia, Malaysia)

Phone: +61 2 9209 4004

Fax: +61 2 9319 3874

tego@itlcorporation.com

Swine Oral Fluids Collection Kit

Product Code	Description	Qty/Pack
A100930	TEGO TM Oral Fluids Kit	1/pack

Latex Free Kit; Bleach Free Rope
Single Use Only

www.itlanimalhealthcare.com

TEGOTM
swine



TEGOTM
bovine



TEGO^M
card

